

**road safety  
learning resources  
grade 2**

---

**activity sheets**



## Copyright notice for ICBC

©2020 Insurance Corporation of British Columbia. All rights reserved except as stated in this copyright notice. Sections of this resource copyrighted by the Insurance Corporation of British Columbia (“ICBC”) may be reproduced for use in any accredited educational institution without payment of royalty fees to ICBC, provided such reproduction is not sold or distributed for a fee and is not included in a publication which is supported by advertising of any kind.






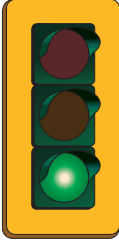






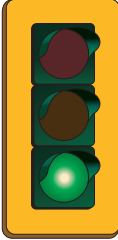


## Statement of Limitation

British Columbia has laws, regulations and rules prescribing our behaviour on the road (the “Law”). The material you are reading now relates to the Law, but ICBC cannot guarantee that it fully and accurately describes the Law. This material may be oversimplified, out of date, inapplicable, incomplete or incorrect. For this reason, you should research the Law, without relying on this material. ICBC does not accept any liability resulting from reliance on this material.

## Acknowledgements







Many people within the Insurance Corporation of British Columbia and the wider professional community, have contributed to the creation of this resource. In particular, we acknowledge the work done by Sandy Hirtz (Writer) and Ted Couling (Illustrator).

Activity sheet

				
Railroad Crossing	Yield	Stop	No Bikes	Do Not Enter
				
Traffic Light	Walk	Don't Walk	Wrong Way	Speed Sign
				
Stop	Wait	Go	Hospital	Bike Route

### Activity sheet — Traffic survey

Use tally marks to record traffic you see driving on the road.

 Cars	
 Buses	
 Trucks	
 Vans	
 Bicycles	
 Motorcycles	



### Activity sheet

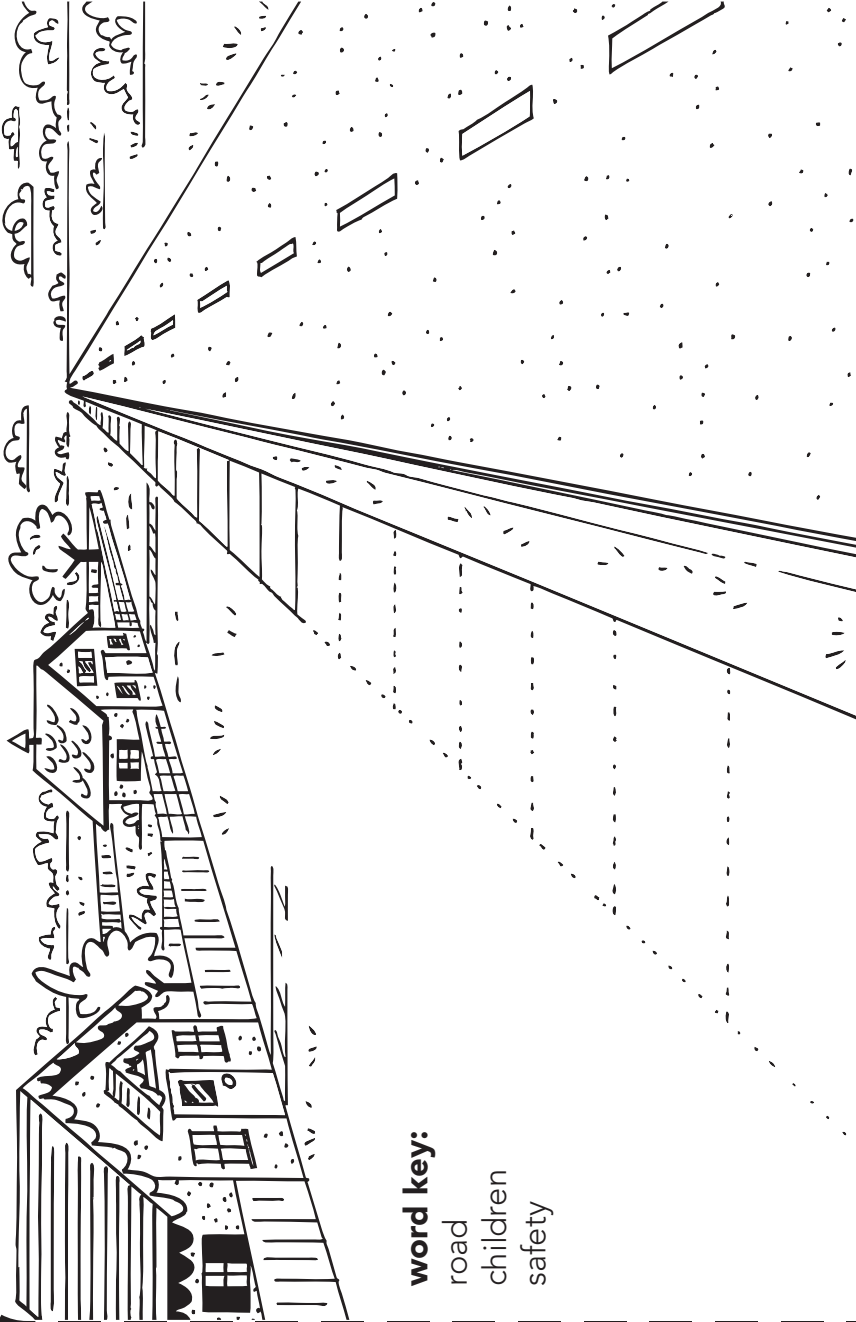
	FREE SPACE	

### Activity sheet

NAME \_\_\_\_\_ DATE \_\_\_\_\_



**How I use my road safety skills while out walking.**



**word key:**  
road  
children  
safety

I walk with an adult, in the middle of the sidewalk. We choose a route with quiet streets because...  
\_\_\_\_\_ sometimes need help remembering their \_\_\_\_\_ skills.

### Activity sheet

NAME \_\_\_\_\_ DATE \_\_\_\_\_

**word key:**  
middle  
me

We cross at the corner or where there are crosswalks. I stand a giant step back from the curb when waiting to cross the street. We never cross mid-block because....

Drivers do not expect \_\_\_\_\_ to cross in the \_\_\_\_\_ of a block.



### Activity sheet

NAME \_\_\_\_\_ DATE \_\_\_\_\_

**word key:**  
contact  
driver  
eye

STOP, LOOK, LISTEN, AND LOOK AGAIN! I approach each street carefully. I look left, look right, and look left again and make eye contact with drivers. We continue watching out for cars turning the corner because...

I can be sure that the \_\_\_\_\_ sees me if I make \_\_\_\_\_ before I cross.








### Activity sheet — Story starter

<b>Beginning</b>	Tell about the characters and the setting.
<b>Middle</b>	Tell about the rule(s) that should be followed. Character does not follow the rule and suffers the consequences.
<b>End</b>	Tell about a solution.

**Activity sheet**



**RED STOP**  
Identify the problem

**YELLOW THINK**  
Look at choices

**GREEN GO**  
Make the decision



### Activity sheet

At a crosswalk why STOP, LOOK, LISTEN and LOOK AGAIN?	because....
Why should young children walk with, and hold the hand of an adult?	because....
Why shouldn't you fool around or shove when walking on a sidewalk?	because....
	because....
	because....
	because....
	because....

### Activity sheet

NAME \_\_\_\_\_ DATE \_\_\_\_\_



How I use my road safety skills while riding in a car.

**A** **B** **C**

I will use my booster seat until I am 9 years old.

I wait until the driver tells me I can get out of the car.

I walk to the corner or a crosswalk if I have to cross the street.

I use the door on the curb side of the car.



## Activity sheet

I need to grow \_\_\_\_\_ cm before I no long need a booster seat.



### Activity sheet

Don't distract the Driver	The distracted driver was driving to...	Unfortunately the driver was distracted by...
Fortunately...	Unfortunately...	Fortunately...



### Activity sheet

Stops suddenly without a seatbelt	Changes direction without a seatbelt	Crashes without a seatbelt	Changes direction with a seatbelt	Crashes without a seatbelt	Crashes with a seatbelt



### Activity sheet

Low hill with a seatbelt	Low hill without a seatbelt	Steep hill with a seatbelt	Steep hill without a seatbelt





Activity sheet

Think of me. Leave your phone alone.



Name: \_\_\_\_\_

Grade: \_\_\_\_\_



### Activity sheet

I use my bus safety skills while **waiting for** the bus because...

--	--

I use my bus safety skills while **waiting for** the bus because...

--	--

I use my bus safety skills while **waiting for** the bus because...

--	--

I use my bus safety skills while **waiting for** the bus because...


--	--

### Activity sheet

NAME \_\_\_\_\_ DATE \_\_\_\_\_



## How I use my road safety skills when getting off a school bus.



I walk \_\_\_\_\_ ahead if I need to cross the road, and make eye contact with the \_\_\_\_\_.

I check before crossing because I don't assume that all \_\_\_\_\_ will stop for the school bus.

I don't stop to pick up anything that I've dropped until I've made \_\_\_\_\_ with the bus driver.


**word key:** bus driver eye contact drivers ten steps

### Activity sheet

NAME \_\_\_\_\_ DATE \_\_\_\_\_



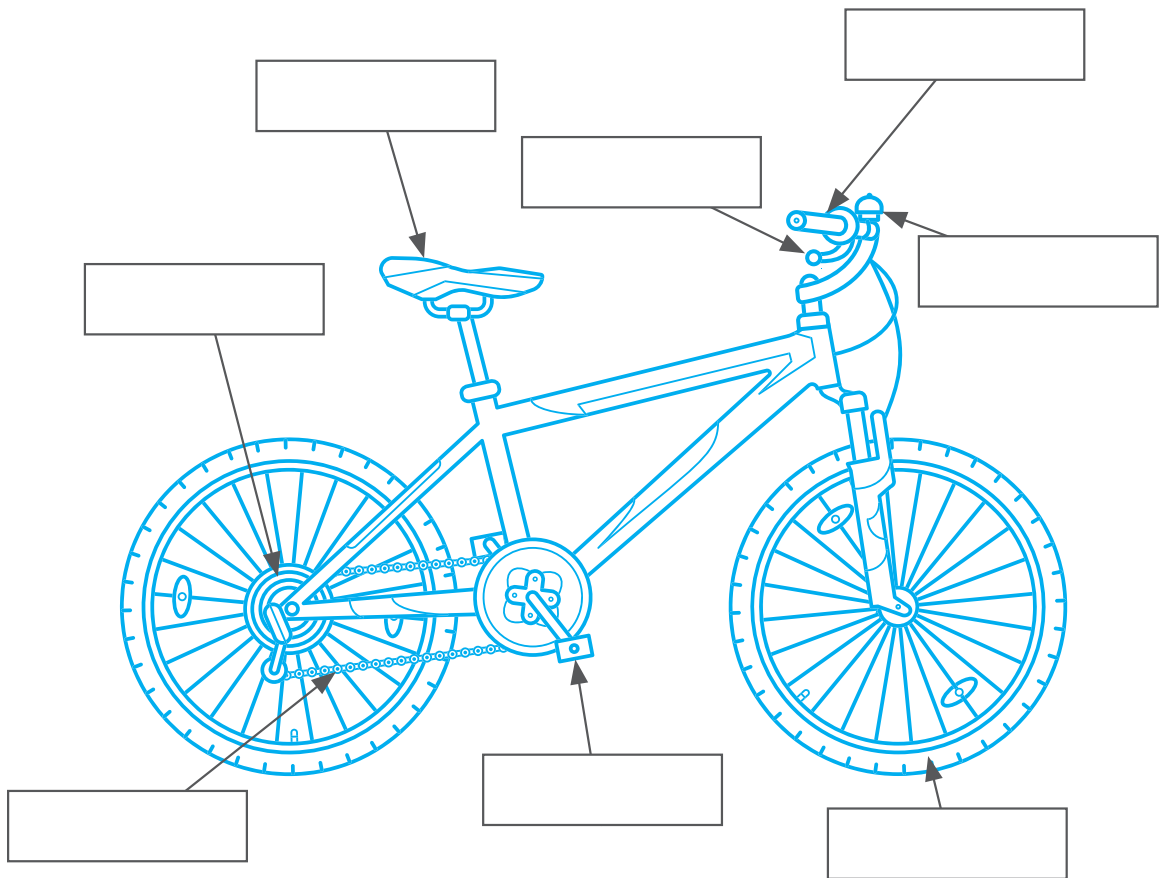
### How I use my road safety skills when getting on a school bus.



- \_\_\_\_\_ I wear visible, bright clothing, and add reflective tape to my backpack or jacket for dark or rainy days.
- \_\_\_\_\_ I use my traffic safety rules when I need to cross the street.
- \_\_\_\_\_ When the bus stops, I walk on in single file — without pushing or running for seats.
- \_\_\_\_\_ I stand two giant steps away from the road while waiting for the bus.
- \_\_\_\_\_ I step farther back when the school bus approaches.
- \_\_\_\_\_ I arrive early so that I don't have to run after the bus.

### Activity sheet — Bike Parts

Cut and paste the parts of the bike onto the picture.



bell	brake lever	seat	tire
pedal	chain	gears	handlebar


### Activity sheet

NAME \_\_\_\_\_ DATE \_\_\_\_\_



**How I use my road safety skills when getting ready to ride a bike.**

Complete your drawing.



My bike has a bell, lights, and reflectors. I wear reflective and bright clothing because...


### Activity sheet

NAME \_\_\_\_\_ DATE \_\_\_\_\_






**How I use my road safety skills when getting ready to ride a bike.**

Draw yourself wearing a bike helmet.



We do our helmets up right. We wear them every time we go cycling because ...

**Activity sheet — Get your helmet on**

	Agree 	Unsure 	Disagree 
It doesn't matter if your helmet is too big. You can grow into it.			
The law says that cyclists must wear a bike helmet.			
It is okay to wear flip flops when you ride a bicycle, scooter or skateboard.			
You should wear a bike helmet when you ride a scooter or skateboard.			
A bike helmet will protect your head if you have a crash.			
It is okay to buy a helmet from a garage sale.			
You should ride your bike across the road or crosswalk.			
It is okay to ride a bike alone with a route plan.			
It doesn't matter if my feet can't reach the bike pedals.			



### Activity sheet

<b>I wear my helmet</b>	<b>Because....</b>
<b>I plan my route</b>	<b>Because....</b>
<b>I signal left and signal right</b>	<b>Because....</b>
<b>I walk my bike when crossing the road</b>	<b>Because....</b>
<b>I don't assume that driver or pedestrians can see me, even if I can see them</b>	<b>Because....</b>
<b>I use white in the front and red in the back and read rear reflectors</b>	<b>Because....</b>
<b>I use a bell or horn to warn other cyclists and pedestrians that I am coming</b>	<b>Because....</b>
<b>I wear clothes in bright colours or with reflective materials for rainy weather, dark days or evenings</b>	<b>Because....</b>

